



Line-R™

Automatic Voltage Regulator

Models LE600I and LE1200I

Thank you for purchasing APC by Schneider Electric's Line-R Automatic Voltage Regulator! Fill out and mail the product warranty registration form, or fill out an online form at www.apc.com.

The Line-R automatically corrects brownouts (by boosting low voltage) and overvoltages (by stepping down high voltage) from the power utility service to levels that are safe for computers, as well as other sensitive equipment. APC by Schneider Electric's Line-R provides the highest degree of protection from line voltage sags and swells, and has been designed for many years of reliable, maintenance-free service.

Applications

NOTICE
RISK OF EQUIPMENT DAMAGE
The total power consumption of all equipment plugged into the Line-R must not exceed the ratings listed in the <i>Specifications</i> table below. A total load in excess of the listed ratings will cause the push button circuit breaker to "trip".
Failure to follow these instructions can result in equipment damage.

The Line-R is designed for use with voltage sensitive equipment such as a: computer, monitor, inkjet printer, scanner or fax. It is also designed for use with home electronics (TVs, stereos, CD players, etc.).

Appliances not suitable for use with the Line-R are items such as refrigerators, freezers, power tools, air conditioners, dehumidifiers, blenders, or any device that employs an AC motor for operation. Not for use with life sustaining equipment and any device with a power requirement exceeding the "Maximum Output Power Capacity" rating listed in the *Specifications* table.

Features

⚡ Lights when input voltage is high.

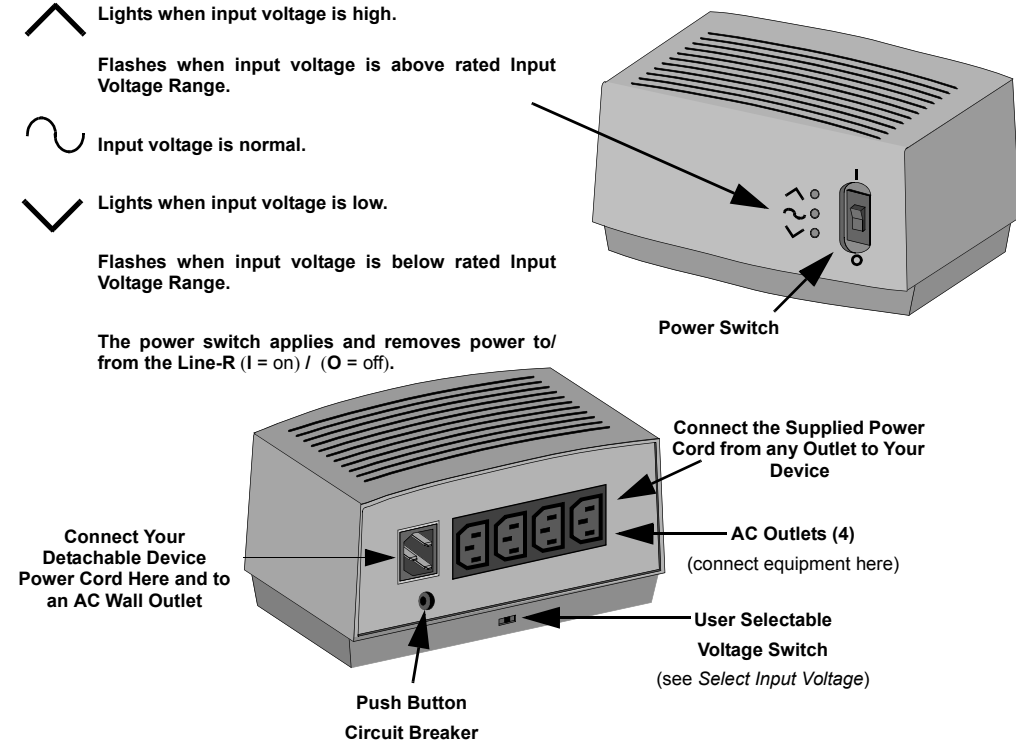
⚡ Flashes when input voltage is above rated Input Voltage Range.

⚡ Input voltage is normal.

⚡ Lights when input voltage is low.

⚡ Flashes when input voltage is below rated Input Voltage Range.

The power switch applies and removes power to/from the Line-R (I = on) / (O = off).



Power Switch


The Line-R provides a front panel power switch (I = on) / (O = off) which functions as the master power switch for the Line-R and all devices connected to the device.

Push Button Circuit Breaker


The Line-R provides a push button circuit breaker on the rear panel of the unit to protect it from being overloaded. If the circuit breaker "trips", unplug the last device connected to the unit and push the circuit breaker fully inward.

Installation

- **Placement** - Install the Line-R in a protected environment free of excessive dust, mechanical vibration, inflammable gases and explosive or corrosive atmospheres.



Do not block the top or side air vents on the unit. Allow 1 inch (2.5 cm) minimum vent clearance.



- **Select Input Voltage** - The Line-R provides a three-position User Selectable Voltage Switch for adjusting the input voltage for the region where it is being used (example: Russia - 220V, Denmark - 230V, United Kingdom - 240V). Slide the switch to select the proper voltage for your location.
- **Plug the Line-R into the Wall Outlet** - Detach your computer's power cord from the back of your computer and use it to plug the Line-R into the wall socket. Use one of the two power cords supplied with the Line-R to reconnect your computer to any of the four outlets on the back of the Line-R. The Line-R should only be used in buildings having proper grounding on a branch circuit protected by a fuse or circuit breaker.
- **Connect Your Equipment** - Plug equipment into the Line-R rear-panel outlets and switch the equipment ON. The equipment will not be powered until the Line-R is switched ON.
- **Switch ON the Line-R** - Press the front panel power switch to the on (I) position. This switch may be used as the master switch for the device and all equipment connected to it.

Specifications

Characteristics	Model LE600I	Model LE1200I
Maximum Output Power Capacity	600 W or 600 VA	1200 W or 1200 VA
Nominal Output Voltage	220, 230, or 240V (User Selectable)	
Nominal Input Current	2.6 A	5.2 A
Acceptable Voltage Range Tolerance	160 - 270V (Selector Switch set to 220V) 166 - 280V (Selector Switch set to 230V) 170 - 290V (Selector Switch set to 240V)	
Rated Input Voltage	250Vac	
Maximum Acceptable Input Voltage	300V	
Surge Energy	300 Joules	
Output Regulation	±10%	
Response Time	< 2 AC Cycles	
Efficiency	>92%	
Nominal Frequency	47 - 63 Hz	
Number of Outlets	4	
Operating Temperature	32 - 104°F (0 - 40°C)	
Relative Humidity	0 - 95% Non-condensing	
Dimensions	4.6 x 8.4 x 5.5 inches (118 x 214 x 141 mm)	
Weight	3.1 kg (6.8 lb)	4.2 kg (9.2 lb)

Limited Warranty

Schneider Electric IT (SEIT) warrants its products to be free from defects in materials and workmanship for a period of two (2) years from the date of purchase. Its obligation under this warranty is limited to repairing or replacing, at its sole option, any such defective products. To obtain service under warranty you must obtain a Return Material Authorization (RMA) number from SEIT or a SEIT service center. Products must be returned to SEIT or an SEIT service center with transportation charges prepaid and must be accompanied by a brief description of the problem encountered and proof of date and place of purchase. This warranty does not apply to equipment which has been damaged by accident, negligence, or misapplication or has been altered or modified in any way. This warranty applies to the original purchaser who must have properly registered the product within 10 days of purchase.

EXCEPT AS PROVIDED HEREIN, SEIT MAKES NO WARRANTIES, EXPRESSED OR IMPLIED, INCLUDING WARRANTIES OF MERCHANTABILITY AND FITNESS FOR A PARTICULAR PURPOSE. Some countries do not permit limitation or exclusion of implied warranties; therefore, the aforesaid limitation(s) or exclusion(s) may not apply to the purchaser.

EXCEPT AS PROVIDED ABOVE, IN NO EVENT SHALL SEIT BE LIABLE FOR DIRECT, INDIRECT, SPECIAL, INCIDENTAL, OR CONSEQUENTIAL DAMAGES ARISING OUT OF THE USE OF THIS PRODUCT, EVEN IF ADVISED OF THE POSSIBILITY OF SUCH DAMAGE. Specifically, SEIT is not liable for any costs, such as lost profits or revenue, loss of equipment, loss of use of equipment, loss of software, loss of data, costs of substitutes, claims by third parties, or otherwise. This warranty gives you specific legal rights and you may also have other rights which may vary from location to location.

APC by Schneider Electric IT Customer Support Worldwide

For country specific customer support, go to the APC by Schneider Electric Web site, www.apc.com.