

MHB MS Series--Small-size batteries

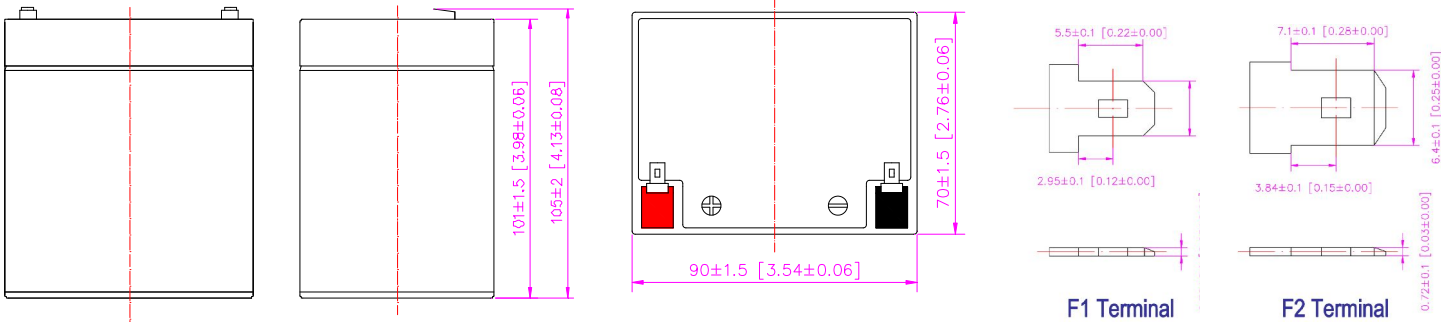
- 100% before shipment testing, stable and reliable long-term quality
- patented grid alloy formula and updated manufacturing technique
- completely sealed and maintenance-free, low self-discharge
- Excellent charging and re-charging acceptance
- Cycle use: More than 260 cycles at 100% DOD
- Floating & standby use: 3-5 years

Application:

- Alarm System
- Cable Television
- Communication Equipment
- Emergency Power System
- Security System
- Medical Equipment
- UPS
- Power tools
- Control Equipment
- Toys

Construction:

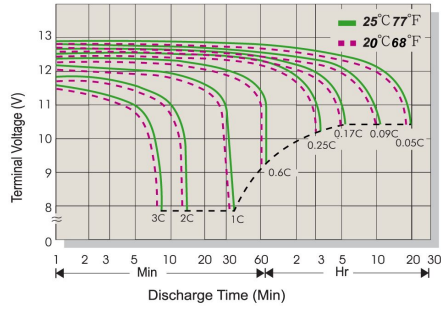
- ComponentRaw material
- PositiveLead dioxide
- NegativeLead
- ContainerABS
- CoverABS
- SealantEpoxy
- Safety valve Rubber
- TerminalCopper
- SeparatorFiber glass
- ElectrolyteSulfuric acid



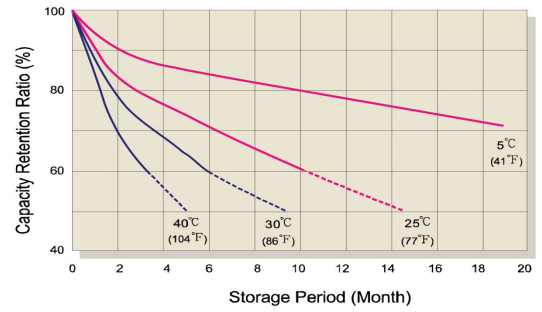
Speification:

Battery Model	MS 5-12HR 12V5.0AH			
Designed Floating Life	3~5 Years			
Capacity (25°C)	20HR(0.280A,10.5V)	10HR(0.542A,10.5V)	5HR(1.064A,10.5V)	1HR(3.634A,10.5V)
	5.60 AH	5.42 AH	5.32 AH	3.63 AH
Dimensions	Length	Width	Height	Total Height
	90 mm	70 mm	101 mm	105 mm
Approx. Weight	1.83Kg ±3%			
Internal Resistance	Full charged at 25°C : ≤25.00mΩ			
Self Discharge	2% of capacity declined per month at (25°C)			
Capacity Affected by Temp.(20HR)	40°C	25°C	0°C	-15°C
	102%	100%	85%	65%
Charge Voltage(25°C)	Cycle use		Float use	
	14.4-15.0V(-30mV/°C), max. Current: 1.20A		13.5-13.8V (-20mV/°C)	

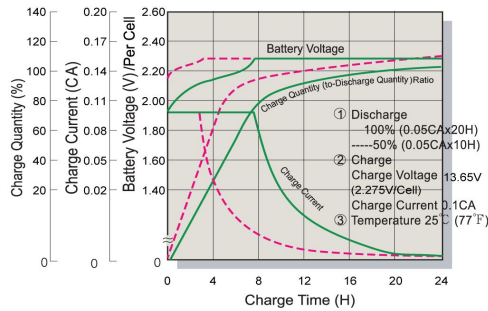
Terminal Voltage (V) and Discharge Time



Capacity Retention Characteristic



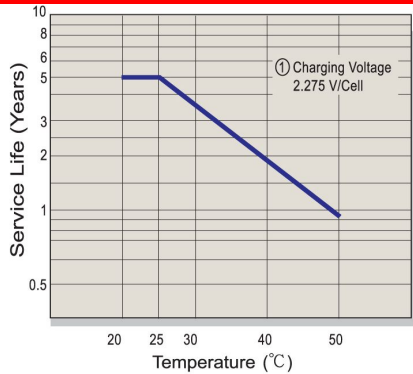
Battery Voltage and Charge Time for Standby Use



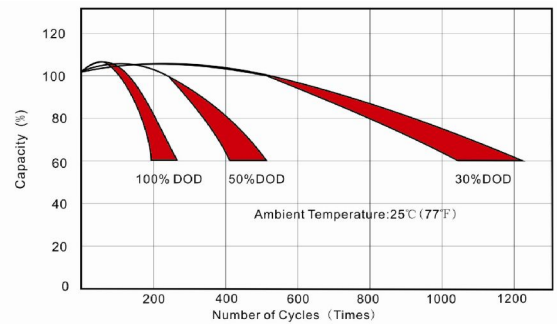
Battery Voltage and Charge Time for Cycle Use



Tickle(or Float) Service Life



Cycle Service Life



Constant Current Discharge (CC, Unit: A) at 25°C (77°F)

F.V/Time	5Min	10Min	15Min	30Min	1Hr	2Hr	3Hr	4Hr	5Hr	6Hr	10Hr	20Hr
1.80V/Cell	20.14	12.95	10.66	6.22	3.568	1.915	1.580	1.207	1.044	0.834	0.532	0.275
1.75V/Cell	20.52	13.19	10.86	6.34	3.634	1.950	1.610	1.230	1.064	0.850	0.542	0.280
1.70V/Cell	21.13	13.58	11.19	6.53	3.743	2.009	1.658	1.267	1.096	0.875	0.558	0.288
1.67V/Cell	21.95	14.11	11.62	6.79	3.889	2.087	1.722	1.316	1.138	0.909	0.579	0.300
1.60V/Cell	22.36	14.37	11.84	7.17	4.107	2.204	1.819	1.390	1.202	0.960	0.612	0.316

Constant Power Discharge (CP, Unit: W) at 25°C (77°F)

F.V/Time	5Min	10Min	15Min	30Min	1Hr	2Hr	3Hr	4Hr	5Hr	6Hr	10Hr	20Hr
1.80V/Cell	39.27	25.24	20.79	12.14	6.96	3.73	3.08	2.35	2.04	1.63	1.04	0.54
1.75V/Cell	40.00	25.72	21.18	12.37	7.09	3.80	3.14	2.40	2.07	1.66	1.06	0.55
1.70V/Cell	41.20	26.49	21.81	12.74	7.30	3.92	3.23	2.47	2.14	1.71	1.09	0.56
1.67V/Cell	42.81	27.52	22.66	13.23	7.58	4.07	3.36	2.57	2.22	1.77	1.13	0.58
1.60V/Cell	43.61	28.03	23.08	13.97	8.01	4.30	3.55	2.71	2.34	1.87	1.19	0.62