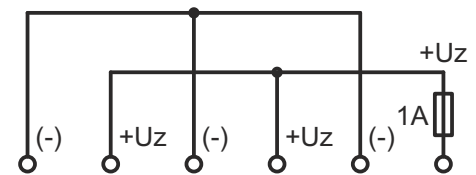




CODE: **AWOZ-125P1A** v.1.0/IV  
 NAME: **Distribution Junction Boxes with 1A fuse**

EN\*\*



+Uz, (-) - power lines

## DESCRIPTION

The junction box for fire alarm systems is designed for connecting fire protection devices in cable installation systems with fire resistance according to the DIN 4102-12 standard, where the uninterruptible power supply or transmission of the signal in case of fire is required.

The junction box is designed to guarantee the mechanical ability to keep the cable routes capable of guaranteeing the uninterruptible power supply and transmission of telecommunication signals in the fire zone.

The junction box can be used for power supply of fire protection equipment, such as ventilators and smoke vents, fire alarm control panels, emergency warning systems, etc.

The junction box is fitted with separate terminals for connecting the signal line input, signal line output and the indicator or another device via the fuse.

| TECHNICAL PARAMETERS                         |   |
|--|---|
| <b>Voltage</b>                               | 125 V AC max  |
| <b>Output current</b>                        | 1 A   |
| <b>Diameter of installation cable</b>        | Max. 10mm   |
| <b>Cross-section of the cable</b>            | Max. 2,5mm <sup>2</sup>   |
| <b>Protection class</b>                      | IP20  |
| <b>Enclosure</b>                             | DC01 1mm steel plate, color RAL 3001 (red)  |
| <b>Dimensions</b>                            | 154 x 80 x 30 [mm] (WxHxD)  |
| <b>Temperature range during installation</b> | -25°C to +60°C  |
| <b>Mounting</b>                              | 100mm Ø5,5 mm   |
| <b>Net/gross weight</b>                      | 0,37 / 0,40 [kg]  |
| <b>Certificates, declarations, warranty</b>  | National Technical Assessment<br>CNBOP-PIB-KOT-2019/0109-3704<br>National assessment and verification of constancy of performance<br>CNBOP-PIB 063-UWB-0174<br>RoHS, 3 years from production date |