



■ Features :

- 180-264VAC input only
- Fully encapsulated with IP67 level (Note.5)
- Protections: Short circuit / Overload / Over voltage / Over temperature
- Cooling by free air convection
- Class II power unit, no FG
- Pass LPS
- 100% full load burn-in test
- Suitable for LED related fixture or appliance (such as LED Decoration or Advertisement devices)
- High reliability / Low cost
- 2 years warranty

IS 15885(Part 2/Sec13)



R-41027766 (except for LPH-18-36)



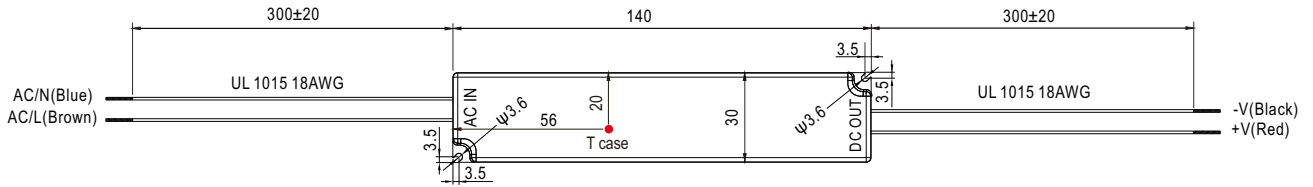
SPECIFICATION

☐ LPS IP67


| MODEL | LPH-18-12 | LPH-18-24 | LPH-18-36 | |
|-----------------------|-------------------------------------------------------------------------------------------------------------------------------------------------------------------------------------------------------------------------------------------------------------------------------------------------------------------------------------------------------------------------------------------------------------------------------------------------------------------------------------------------------------------------------------------------------------------------------------------------------------------------------------------------------------------------------------------------------------------------------------------------------------------------------------------------------------------------------------------------------------------------------------------------------------------------------------------------------------------------------------------------------------------------------------------------------------------------------------------------------------------|-------------------------------------------------------------------------------------------------------------------------------------|-------------|--------------|
| OUTPUT | DC VOLTAGE | 12V | 24V | 36V |
| | RATED CURRENT | 1.5A | 0.75A | 0.5A |
| | CURRENT RANGE | 0 ~ 1.5A | 0 ~ 0.75A | 0 ~ 0.5A |
| | RATED POWER | 18W | 18W | 18W |
| | RIPPLE & NOISE (max.) Note.2 | 120mVp-p | 150mVp-p | 200mVp-p |
| | VOLTAGE TOLERANCE Note.3 | ±3.0% | | |
| | LINE REGULATION | ±1.0% | | |
| | LOAD REGULATION | ±2.0% | | |
| | SETUP, RISE TIME | 1500ms, 30ms / 230VAC | | |
| HOLD UP TIME (Typ.) | 50ms/230VAC at full load | | | |
| INPUT | VOLTAGE RANGE | 180 ~ 264VAC 254 ~ 370VDC | | |
| | FREQUENCY RANGE | 47 ~ 63Hz | | |
| | EFFICIENCY(Typ.) | 77% | 82% | 83% |
| | AC CURRENT | 0.3A/230VAC | | |
| | INRUSH CURRENT(Typ.) | COLD START 50A(twidth=155µs measured at 50% Ipeak) at 230VAC | | |
| | MAX. No. of PSUs on 16A CIRCUIT BREAKER | 17 units (circuit breaker of type B) / 28 units (circuit breaker of type C) at 230VAC | | |
| LEAKAGE CURRENT | 0.25mA / 240VAC | | | |
| PROTECTION | OVERLOAD | Above 105% rated output power Protection type : Hiccup mode, recovers automatically after fault condition is removed | | |
| | OVER VOLTAGE | 13.8~ 16.2V | 27.6~ 32.4V | 41.4 ~ 48.6V |
| | OVER TEMPERATURE | Hiccup mode, recovers automatically after temperature goes down | | |
| ENVIRONMENT | WORKING TEMP. | -30~ +70°C (Refer to "Derating Curve") | | |
| | WORKING HUMIDITY | 20 ~ 90% RH non-condensing | | |
| | STORAGE TEMP., HUMIDITY | -40 ~ +80°C, 10 ~ 95% RH | | |
| | TEMP. COEFFICIENT | ±0.03%/°C (0 ~ 50°C) | | |
| | VIBRATION | 10 ~ 500Hz, 2G 10min./1cycle, period for 60min. each along X, Y, Z axes | | |
| SAFETY & EMC (Note 4) | SAFETY STANDARDS | IEC/EN 62368-1, BIS IS15885(except for LPH-18-36), EAC TP TC 004, IP67 approved; design refer to UL1310 Class 2,CAN/CSA No. 223-M91 | | |
| | WITHSTAND VOLTAGE | I/P-O/P:3KVAC | | |
| | ISOLATION RESISTANCE | I/P-O/P:>100M Ohms / 500VDC / 25°C / 70% RH | | |
| | EMC EMISSION | Compliance to EN55032 (CISPR32) Class B, EN61000-3-2 Class A, EN61000-3-3, EAC TP TC 020 | | |
| | EMC IMMUNITY | Compliance to EN61000-4-2,3,4,5,6,8,11, EN55024, light industry level, criteria A, EAC TP TC 020 | | |
| OTHERS | MTBF | 1200.6K hrs min. MIL-HDBK-217F (25°C) | | |
| | DIMENSION | 140*30*22(L*W*H) | | |
| | PACKING | 0.175Kg; 70pcs/13.3Kgs/0.71CUFT | | |
| NOTE | <ol style="list-style-type: none"> 1. All parameters NOT specially mentioned are measured at 230VAC input, rated load and 25°C of ambient temperature. 2. Ripple & noise are measured at 20MHz of bandwidth by using a 12" twisted pair-wire terminated with a 0.1µf & 47µf parallel capacitor. 3. Tolerance : includes set up tolerance, line regulation and load regulation. 4. The power supply is considered as a component that will be operated in combination with final equipment. Since EMC performance will be affected by the complete installation, the final equipment manufacturers must re-qualify EMC Directive on the complete installation again. 5. Suitable for indoor use or outdoor use without direct sunlight exposure. 6. This product is not intended for LED applications in the EU.(In the EU NPF/LPF/XLG series are recommended.) 7. To fulfill requirements of latest ErP regulation for lighting luminaires, this LED Driver can only be used behind a switch without permanently connected to mains. | | | |

■ Mechanical Specification

Unit:mm



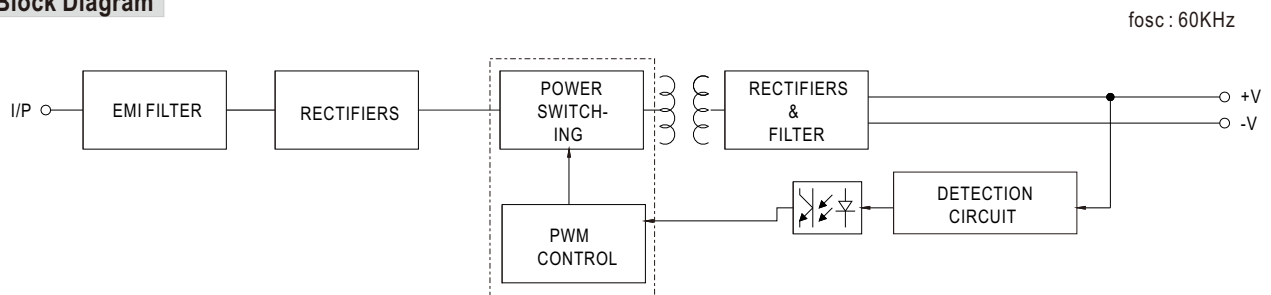
※ T case: Max. Case Temperature



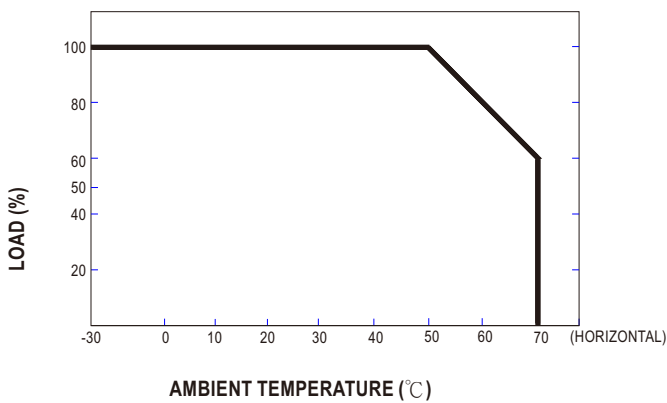
■ Recommend Mounting Direction



■ Block Diagram



■ Derating Curve



■ Static Characteristics

